












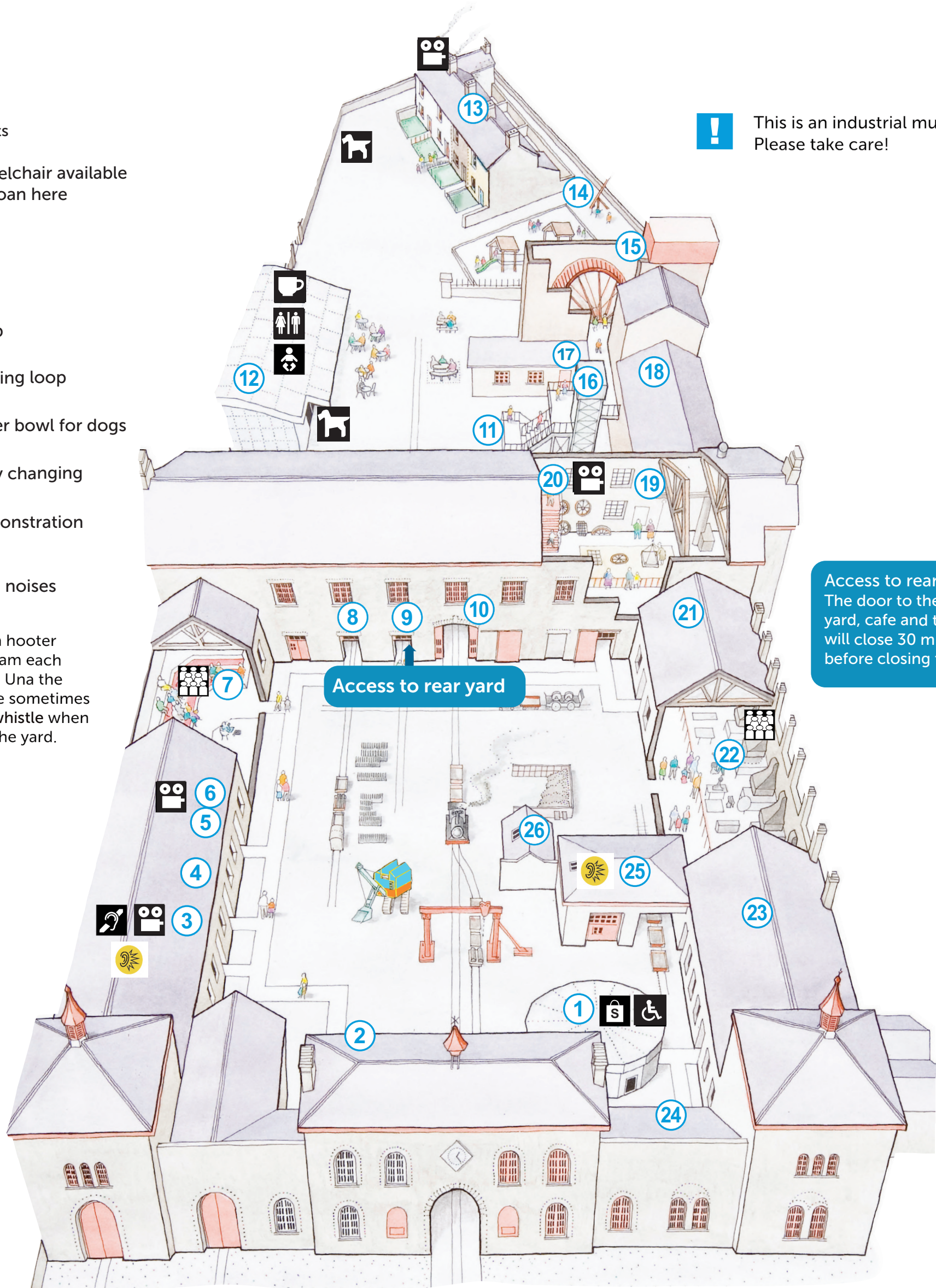
# Key

-  toilets
-  wheelchair available for loan here
-  cafe
-  film
-  shop
-  hearing loop
-  water bowl for dogs
-  baby changing
-  demonstration
-  loud noises

 This is an industrial museum. Please take care!

The museum hooter sounds at 10am each morning and Una the steam engine sometimes sounds her whistle when she's out in the yard.

Access to rear yard  
The door to the rear yard, cafe and toilets will close 30 minutes before closing time.



- |   |                                   |                              |
|---|-----------------------------------|------------------------------|
| 1 Shop and entrance                           | 10 Loco shed                      | 19 Foundry                   |
| 2 Chief Engineer's House                      | 11 Education and crafts room      | 20 Pattern Loft              |
| 3 Introductory film                           | 12 Cafe and toilets               | 21 Slate craft workshop      |
| 4 Mess room                                   | 13 Fron Haul Quarrymen's Houses   | 22 Blacksmith's Forge        |
| 5 Temporary exhibition                        | 14 Play area                      | 23 Machine shop              |
| 6 Exhibition 'From Rock to Roof'              | 15 Water wheel                    | 24 Stores and clerk's office |
| 7 Slate splitting demonstrations              | 16 Lift and stairs to water wheel | 25 Cropping shed             |
| 8 Sleeper Sawshed                             | 17 Entrance to the workshops      | 26 Painter's shed            |
| 9 Vertical Sawshed – way through to rear yard | 18 Power Hall                     |                              |